





1. Remove liner.
2. Remove dial fastener screw with 2 mm hex wrench.




3. Remove washer, dial fastener, dial, ratchet, and spring.
4. Remove cable retainer screws with 1.5 mm hex wrench.




5. Remove old cable and TBP.




6. Thread new cable through metacarpal shell and center as shown.



7. Thread new cable through cable housing in TBP starting with longer arms as shown.



8. Thread new cable through the ulna shell as shown.



9. Insert ends of new cable into cable retainers as shown.  
10. Tighten cable retainer screws with 1.5 mm hex wrench.



11. Assemble spring and ratchet.  
12. Hold back ratchet and assemble dial ensuring cable is fully extended and not caught underneath dial.  
13. Install dial fastener, washer, and screw as shown.  
14. Replace liner in the desired position.